

## CROCHET S / M / L



105 White FT / 140 Gres Dove-Grey / 103 Black FT

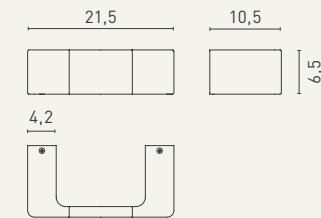
## CROCHET

LciLab.Design

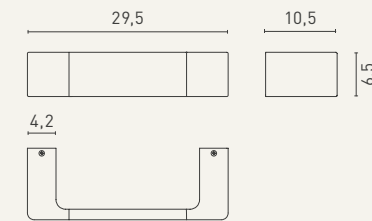
Applique a luce indiretta realizzata in alluminio con testate di chiusura in alluminio pressofuso. Verniciatura a polveri epossidiche. Alimentatore integrato nel corpo lampada.

Indirect light wall lamp made of aluminium with die-cast heads. Varnishing in Epoxy powder. Electronic driver integrated in the lamp body.

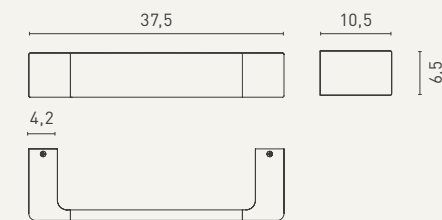
## CROCHET S



## CROCHET M



## CROCHET L



Unit: cm

## FINITURE / FINISHES



103 Black FT



105 White FT



140 Gres Dove-Grey

## FONTE LUMINOSA / LIGHT SOURCE

LED SMD 220-240V

CROCHET S 10 W 910 lm 2700/3000 K

CROCHET M 20 W 1820 lm 2700/3000 K

CROCHET L 30 W 2730 lm 2700/3000 K

CRI &gt;90

## MATERIALI / MATERIALS

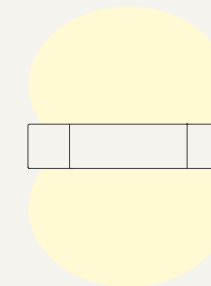
Alluminio / Aluminium

## DIFFUSORE / DIFFUSER

PMMA Metacrilato / PMMA Metacrylate

## ALIMENTATORE ELETTRONICO / ELECTRONIC DRIVER

Incluso ON-OFF / Included ON-OFF



## CERTIFICAZIONI / CERTIFICATION