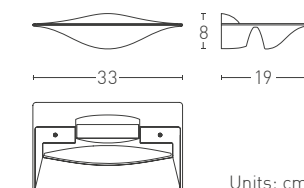


HINODE

Design Setsu&Shinobu Ito

HINODE, applique in alluminio pressofuso con sorgente LED o alogena ECO Energy Saver, disegnata da Setsu&Shinobu Ito. Disponibile nelle finiture: bianco opaco, alluminio sabbato e grigio perla.

HINODE is a wall lamp in die cast aluminum with LED or ECO halogen light source, designed by Setsu&Shinobu Ito. Available in the following finishes: matte white, sandblasted aluminum or pearl grey.



Units: cm


Finishes

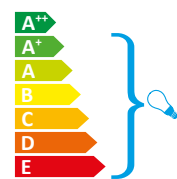
- 106 Matte white
- 121 Sandblasted aluminum
- 123 Pearl grey

Electronic driver

HINODE LED Dimmable included TRIAC

Suggested light source

HINODE  100/240V
R7s Linear Halogen ECO 114,2 mm
max 1x230W



Light source

LED

HINODE LED 100/120V or 220/240V

LED Total power 42W
3850lm 3000K CRI>90

A

Certification

    Classe I IP20

